

FORTE SMART ADJUSTABLE BED BASE

Quick Start Guide

Your Simple Guide to Elevated Sleep

1. Assemble your base
2. Download the app
3. Test your setup
4. Register your warranty



LIVE WELL. SLEEP BETTER.

Your bed is about to become your new favorite place. Now you can read, watch TV, and sleep better than ever. Smart move.

Part 1: Assemble Your Base

You've got everything you need. Now let's put it together.

1. Unbox your adjustable bed base.
2. Place your base **top side down** and screw in the legs.
Note: Skip adding legs if you're placing your base directly on a platform, bed frame, or the ground.
3. Connect the **Power Supply Cord** to the **Power Supply Box**.
4. Connect the **Power Supply Box** to the **Wall Plug Cord**.
5. Turn your base over and move it into place.
6. Insert the **Retainer Bar**.
7. Set your mattress on top.
8. Connect the **Wall Plug Cord** to an outlet.
9. Try out your new bed.

Please refer to your manual for more detailed assembly information.

1:2



1:3



1:7



Part 2: Download the App


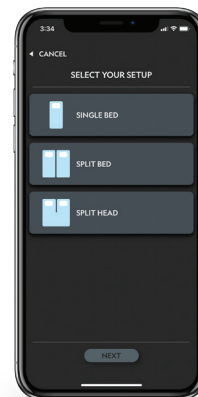
With the award-winning Malouf™ Base App, you have access to advanced features like automatic snore detection and custom voice commands.

1. Scan the QR code below with your phone.



2. Download the **Malouf Base App**.
3. After downloading, open the app and tap **+ Add new**.
4. Follow the setup instructions in the app.

When using the app, please only use one phone at a time to make adjustments. Traditional remote controls can be used at any time to move your base.



Part 3: Test Your Setup

Grab Your Remote

Let's get comfortable and make sure your base is working correctly.

1. Add batteries to your remote (included).
2. Verify your remote is paired with your base (i.e., push a few buttons).
3. Get in bed and adjust your position until you find the perfect spot.

Tip: If you need help pairing your remote or have a split-base setup, refer to your user manual.

And Grab Your Phone

Scan the QR code to learn how to use the Malouf™ Base App.



"Hey Siri, raise my bed to Zero Gravity."



Part 4: Register Your Warranty



10-YEAR WARRANTY

This Malouf™ product is protected by a 10-year limited warranty.

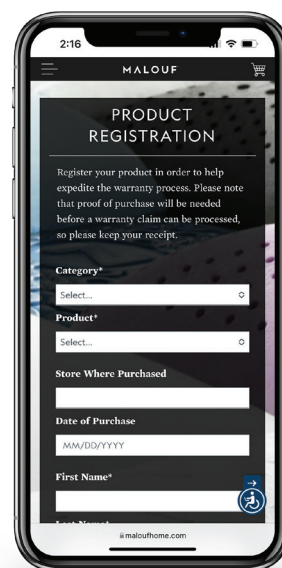
It's time to register your warranty. If you ever have an issue, we're here to help.

1. Scan the QR code below (or go to www.maloufhome.com/register).



2. Enter your information.
3. Select **Submit**.

Find full warranty terms in the back of your FORTE adjustable bed base manual.



MALOUF™

www.maloufhome.com | 800.517.7179

