

# STRUCTURES®



This STRUCTURES® product is backed by a 5-year limited warranty.  
For more information, visit:

[www.maloufsleep.com](http://www.maloufsleep.com)

[WWW.MALOFSLEEP.COM](http://WWW.MALOFSLEEP.COM) • [CUSTOMERSERVICE@MALOFSLEEP.COM](mailto:CUSTOMERSERVICE@MALOFSLEEP.COM) • 800.517.7179

MALOUF

# STRUCTURES

OWNER'S MANUAL

N50 ADJUSTABLE BASE



# STRUCTURES<sup>®</sup>

N50 ADJUSTABLE BASE

## OWNER'S MANUAL

### WARNINGS

**IMPORTANT: PLEASE READ ALL SAFETY INSTRUCTIONS THOROUGHLY BEFORE USING THIS PRODUCT. SAVE THESE INSTRUCTIONS.**

#### **BEFORE USE**

Carefully remove packaging. Take care not to damage the bed frame or any included parts.

Carefully read and follow the set up and installation instructions included with the product.

#### **ELECTRICAL**

This product is for use on a standard 120-volt circuit.

Always use a grounded, electrical surge protection device with this product. This product should be plugged directly into the surge protection device and the surge protection device should be plugged directly into a wall outlet.

Only connect this product to a properly grounded outlet.

Always unplug this bed from the electrical outlet before cleaning or servicing.

Never operate with a damaged cord or plug. Keep the cord away from this product's moving parts.

Keep the cord away from heated surfaces.

Do not use this product outdoors.

**SMALL CHILDREN / PETS**

Immediately dispose of all packing materials that may pose a suffocation risk. Do not allow children or pets to play on or under the bed. Children should not operate this product without adult supervision.

**HOME USE**

This product is designed solely for in-home use and not as a hospital bed. The product does not meet hospital standards. Do not use with oxygen or other flammable gasses.

**WEIGHT RESTRICTIONS**

The recommended weight restrictions are as follows: (all weights include the weight of the mattress and bedding).

Twin XL: 650 lbs.

Queen: 650 lbs.

*This product will support the recommended weight limits when weight is distributed evenly across the base. This product is not designed to support or lift this amount in the head section alone. Consumers should not enter or exit the bed when any portion of it is in the raised position. Do not sit on the head section while in the raised position. Exceeding the recommended weight restrictions or other misuse of this product could damage the bed and void the warranty.*

# STRUCTURES<sup>®</sup>

N50 ADJUSTABLE BASE

## OWNER'S MANUAL



### PRODUCT RATINGS

**IMPORTANT: USE THIS PRODUCT ONLY AS DESCRIBED IN THESE INSTRUCTIONS. DO NOT MODIFY ANY PARTS OR COMPONENTS.**

#### MOTOR RATINGS

- The STRUCTURES™ N50 Adjustable Base motor is not designed to operate for more than one [1] continuous minute within an eight [8] minute time period. Exceeding this rating will shorten the life of the motor, and will void the warranty.

#### POWER RATINGS

- **INPUT:** ACA 100-240V - 50/60Hz, 1.8 Amp
- **OUTPUT:** DC 29V-1.8A
- **FUSE:** 1.5A 250V
- If a short-circuit occurs, a fuse in the electrical motor compartment will be blown in order to protect the electrical components. Should this occur, the customer should seek professional assistance by calling a licensed electrician or by contacting customer service at: 800.517.7179
- This product is designed to have no maintenance requirements by the user. Please do not open any motor compartments, alter the wiring, modify the base, or change the product in any way as it will void the warranty.

For any questions or concerns regarding this product please contact **MALOUF®** directly:

**WWW.MALOUFSLEEP.COM • CUSTOMERSERVICE@MALOUFSLEEP.COM • 800.517.7179**

# STRUCTURES<sup>®</sup>

N50 ADJUSTABLE BASE

## OWNER'S MANUAL

### CONTENTS

■	Overview	1 - 2
■	Assembly	3 - 8
■	Remote Control	9 - 10
■	Test All Functions/Additional Help	11 - 14
■	Warranty Information	15 - 16

For any questions or concerns regarding this product please contact **MALOUF®** directly:

**WWW.MALOUFSLEEP.COM • CUSTOMERSERVICE@MALOUFSLEEP.COM • 800.517.7179**



# STRUCTURES<sup>®</sup>

N50 ADJUSTABLE BASE

## OWNER'S MANUAL

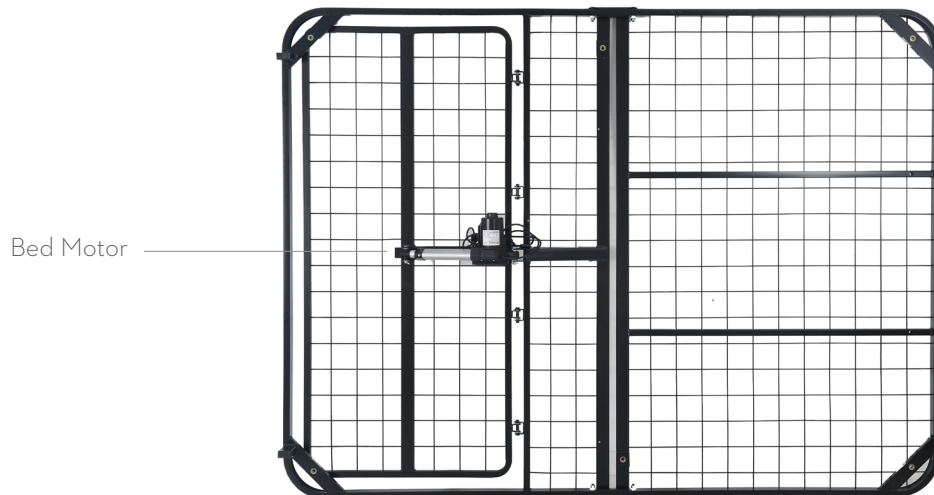


### OVERVIEW

#### Get to know your product

Before beginning assembly of the STRUCTURES™ N50 Adjustable Base, please take a moment to familiarize yourself with the parts and location of components. See the adjacent image for a detailed overview.

If any parts or components are missing, or are different than shown in the adjacent image, do not attempt to complete the assembly process and contact customer support: 800.517.7179 / [customerservice@maloufsleep.com](mailto:customerservice@maloufsleep.com)



Bed Motor



Retainer Bar



12" Legs (6)



Wired Remote Control

Power Assembly

# STRUCTURES<sup>®</sup>

N50 ADJUSTABLE BASE

## OWNER'S MANUAL

### ASSEMBLY

#### Step 1:

Place the box in the room the bed will be used with the bottom of the box facing up. Carefully remove packaging material, taking care not to puncture the box with any sharp objects.

#### Step 2:

Remove the bed base from the box and carefully stand the base on its side. Open the base halfway (see *image A*). Remove all plastic and zip ties. All components and parts are located in the underside of the base. Remove attached parts and set aside in preparation for assembly (see *image B*). Check to make sure all parts have been included and are not damaged (see *page 2 for a list of all parts and components*).

#### Step 3:

Thread and hand tighten the six (6) legs into the bed frame until secure. Take care not to over tighten (see *image C*).

A



C



B



# STRUCTURES<sup>®</sup>

N50 ADJUSTABLE BASE

## OWNER'S MANUAL



### ASSEMBLY

#### Step 4:

Install the power cord by connecting the cord jack to the receptacle on the bottom of the bed frame (see *image A*). Be sure the cord is connected completely and securely.

#### Step 5:

Install remote by plugging cord jack into the receptacle cord on the bottom of the bed frame (see *image B*). Be sure the cord is connected completely and securely.

#### Step 6:

With two to four people, lift the bed by the frame and turn it over so the mattress side is facing up. Take caution not to use the legs as pivot points causing angled pressure as this may cause damage. Move the bed to the desired location.

A



B



# STRUCTURES<sup>®</sup>

N50 ADJUSTABLE BASE

## OWNER'S MANUAL



### ASSEMBLY

#### **Step 7:**

Plug the power cord into the wall outlet and run the test on pages 11 – 12 of this manual. You may want to familiarize yourself with the remote control functions (pages 9 – 10) prior to running the test.

#### **Step 8:**

Insert retainer bar ends into base (see image A).

A





# STRUCTURES<sup>®</sup>

N50 ADJUSTABLE BASE

## OWNER'S MANUAL



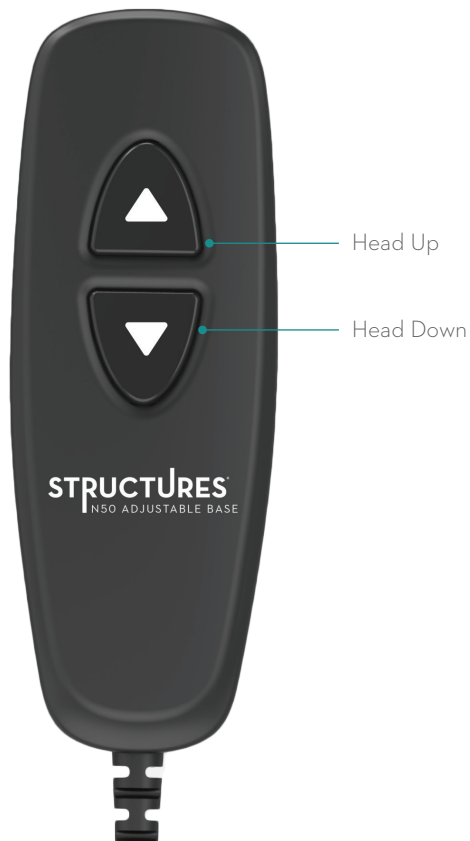
### REMOTE CONTROL

#### Overview


If you haven't yet, plug the remote control into the receptacle underneath the bed near the bed motor. Ensure that the remote control is inserted completely and securely (*image B*).

All of the functions of the bed can be operated with the remote control. You can control adjustments using the arrow buttons on the remote control. See the diagram to the right (*image A*) for a complete list of remote control functions.

A



B



# STRUCTURES<sup>®</sup>

N50 ADJUSTABLE BASE

## OWNER'S MANUAL



### TEST ALL FUNCTIONS

#### Overview

To ensure proper setup, use remote and test all functions for five (5) seconds.

- ☐ Head Up
- ☐ Head Down



# STRUCTURES<sup>®</sup>

N50 ADJUSTABLE BASE

## OWNER'S MANUAL



### ADDITIONAL HELP

#### **If one or more functions of the bed have stopped working:**

Check under the bed base to verify the wired connections are secure and there are no cords or bedding obstructing the movement of the base.

#### **The remote control won't operate the bed functions:**

Make sure the remote control is plugged in completely to the input location underneath the bed. Ensure that the power cord is properly connected and that the power cord is plugged into the wall outlet.

#### **No functions of the bed will operate:**

Check to ensure the power cord is properly connected.

Unplug the base for 1 hour to reset the electronic components.

Plug base into a different electrical outlet, or test current outlet with another working appliance. A grounded electrical surge protector is recommended with use of this product.

**For further assistance contact us at:** 800.517.7179 / [customerservice@maloufsleep.com](mailto:customerservice@maloufsleep.com)



# STRUCTURES<sup>®</sup>

N50 ADJUSTABLE BASE

## OWNER'S MANUAL

### 5 YEAR LIMITED WARRANTY

#### WHAT IS COVERED

This warranty covers any defects in materials or workmanship under the conditions and exceptions stated below and applies only to the original purchaser. The warranty is void if purchased or transported outside the USA. This warranty excludes commercial use.

#### HOW LONG COVERAGE LASTS

This warranty runs for up to five (5) years from the date of purchase, according to the tiers set forth below.

#### WHAT MALOUF<sup>®</sup> WILL DO

**YEAR 1:** During the period of one (1) year from the date of purchase, Malouf<sup>®</sup> will offer replacement parts for any defective part to the purchaser. The purchaser shall bear all service, transportation, labor, and shipping costs associated with the repair or replacement of the defective part(s).

**YEARS 2-5:** During the years two (2) through five (5) Malouf<sup>®</sup> will offer replacement parts for any mechanical bed part (excluding

electronics, electrical components, and drive motors). Purchaser shall pay 1/4th of the replacement cost of the defective part multiplied by the number of years since 1 year after the warranty commencement date, and Malouf<sup>®</sup> shall bear the remainder of the cost of the replacement part. The purchaser shall bear all service, transportation, labor, and shipping costs associated with the repair or replacement of the defective part(s). At the sole discretion and direction of the manufacturer, parts demonstrated to be defective must be returned. The manufacturer will arrange all return shipping.

#### HOW TO GET SERVICE

E-mail "warranty@maloufsleep.com" to submit your warranty claim. Please keep your receipt so that we may process your warranty request.

#### HOW STATE LAW APPLIES

This warranty gives you specific legal rights, and you may also have other rights which vary from state to state.

*The foregoing warranty shall be exclusive and in lieu of any other warranty, express or implied, including warranties of merchantability and fitness for a particular purpose and all other warranties otherwise arising by operation of law, course of dealing, custom, trade, or otherwise. Malouf<sup>®</sup> shall not be liable for any consequential damages or losses arising from the purchase, installation and/or use of this product*

For any questions or concerns regarding this product please contact **MALOUF®** directly:

**WWW.MALOUFSLEEP.COM • CUSTOMERSERVICE@MALOUFSLEEP.COM • 800.517.7179**